

Kandivli Education Society's
**B. K. SHROFF COLLEGE OF ARTS &
M. H. SHROFF COLLEGE OF COMMERCE**

An Autonomous College NAAC Re-accredited 'A' Grade ISO 9001:2015 Certified

Mentor College under UGC's 'PARAMARSH' Scheme • 'Best College 2017-18' award from University of Mumbai



Annual Examination Report of Final Year Students

AY 2020-21

Result Analysis of for AY 20-21

Sr. No	Programme Name	Programme Code	Number of students appeared in the final year examination	Number of students passed in final year examination	Pass Percentage
1	BA (General)	UG01.01	95	95	100.00%
2	BA (Mass Media)	UG01.02	121	119	98.34%
3	BA (Film Television and New Media Production)	UG01.03	23	23	100.00%
4	B.Com (General)	UG02.01	528	527	99.81%
5	B.Com (Accounting and Finance)	UG02.02	253	253	100.00%
6	B.Com (Banking and Insurance)	UG02.03	126	121	96.03%
7	BMS (General)	UG02.04	255	253	99.22%
8	B.Com (Financial Markets)	UG02.05	68	66	97.05%
9	B.Com (Investment Management)	UG02.06	60	59	98.33%
10	BMS (Environmental Management)	UG02.07	9	8	88.88%
11	BSc (Information Technology)	UG03.01	120	119	99.17%
12	MA (Business Economics)	PG01.01	5	5	100.00%
13	M.Com (Advanced Accountancy)	PG02.01	60	57	95.00%
14	M.Com (Management)	PG02.01	38	36	94.74%

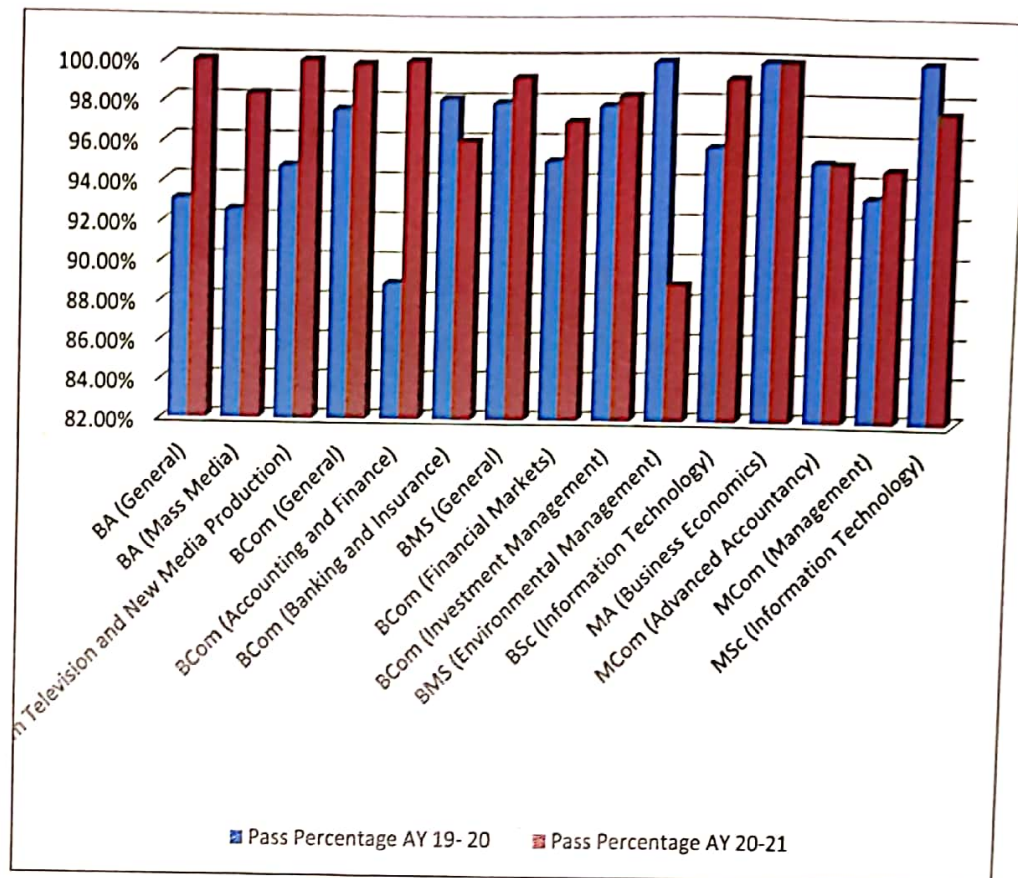


15	MSc (Information Technology)	PG03.01	41	40	97.56%
----	------------------------------	---------	----	----	--------

Annual Examination Pass Percentage of Final Year Students

Sr. No	Programme Name	Programme Code	Pass Percentage AY 19- 20	Pass Percentage AY 20-21
1	BA (General)	UG01.01	93.06%	100.00%
2	BA (Mass Media)	UG01.02	92.53%	98.34%
3	BA (Film Television and New Media Production)	UG01.03	94.73%	100.00%
4	B.Com (General)	UG02.01	97.57%	99.81%
5	B.Com (Accounting and Finance)	UG02.02	88.88%	100.00%
6	B.Com (Banking and Insurance)	UG02.03	98.13%	96.03%
7	BMS (General)	UG02.04	97.96%	99.22%
8	B.Com (Financial Markets)	UG02.05	95.08%	97.05%
9	B.Com (Investment Management)	UG02.06	97.83%	98.33%
10	BMS (Environmental Management)	UG02.07	100.00%	88.88%
11	BSc (Information Technology)	UG03.01	95.76%	99.17%
12	MA (Business Economics)	PG01.01	100.00%	100.00%
13	M.Com (Advanced Accountancy)	PG02.01	95.08%	95.00%
14	M.Com (Management)	PG02.01	93.33%	94.74%
15	MSc (Information Technology)	PG03.01	100.00%	97.56%



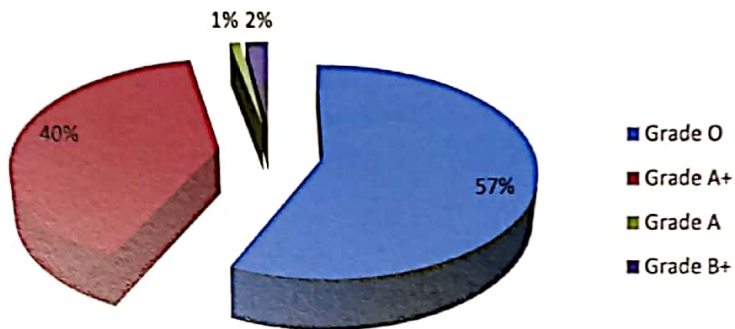


The Graph shows pass percentage of Final Year Exam of AY 19-20 & 20-21. The comparative graph indicates the fall and rise of pass percentage of different under-graduate and post-graduate programs.

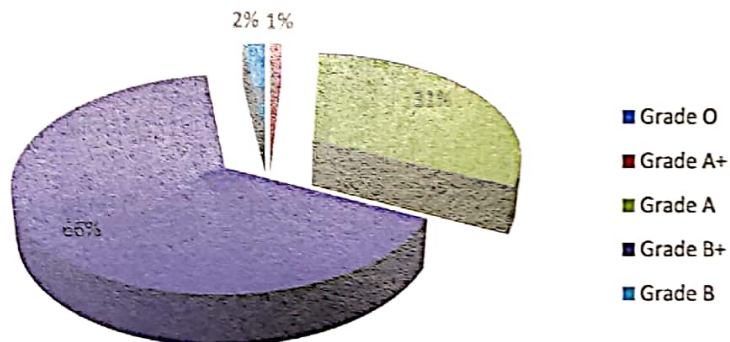


Grade wise division of students of different Programmes for AY 20-21

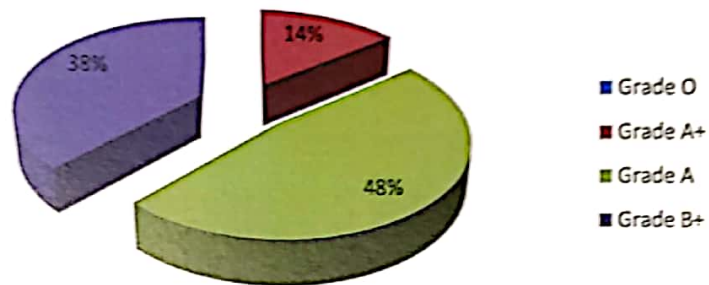
TYBA (General)



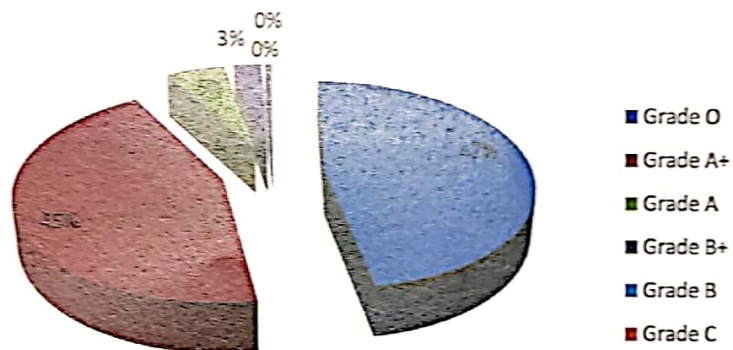
TYBA (Mass Media)



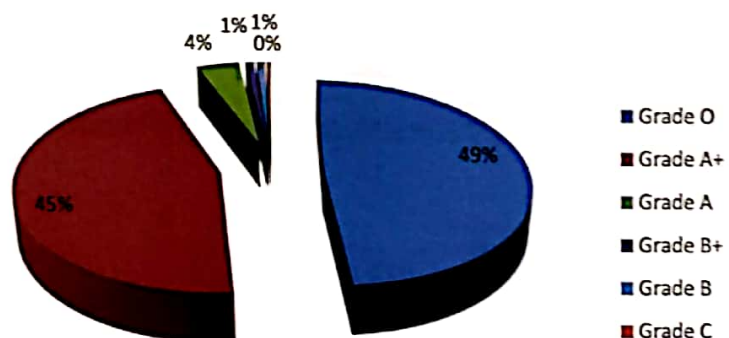
TYBA (Film Television and New Media Production)



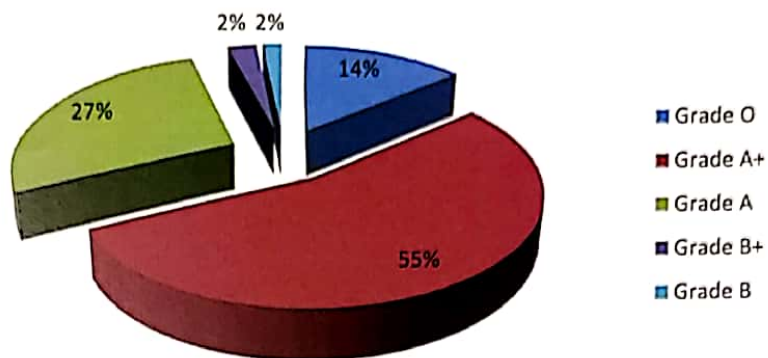
TYBCom (General)



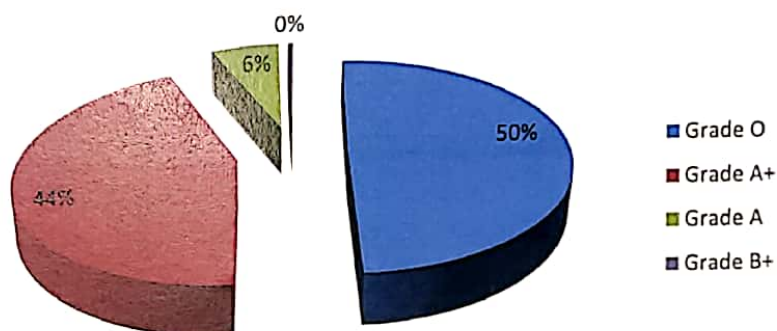
TYBCom (Accounting and Finance)



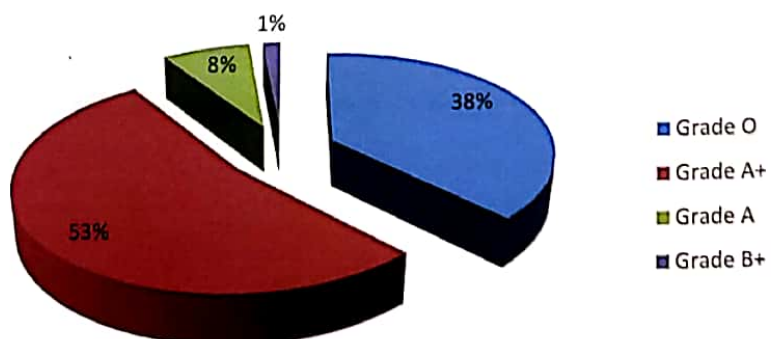
TYBCom (Banking and Insurance)



TYBMS (General)

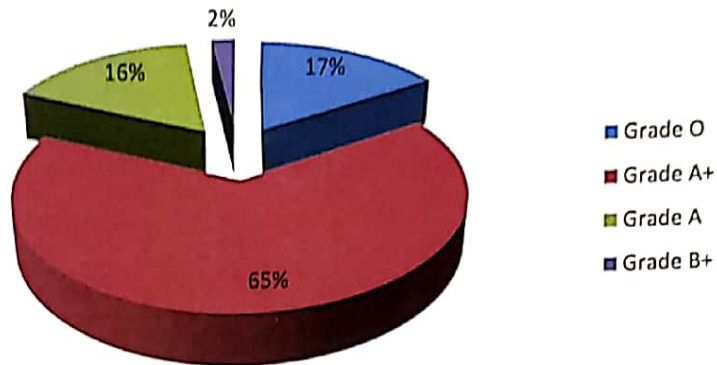


TYBCom (Financial Markets)

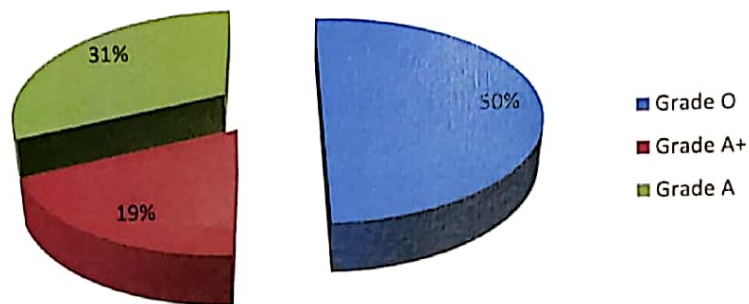


[Signature]

TYBCom (Investment Management)



TYBMS (Environmental Management)



TYBSc (Information Technology)

